

Keats Group Practice

GPAQ - R (Version 4) (copy)

Number of Responses:239

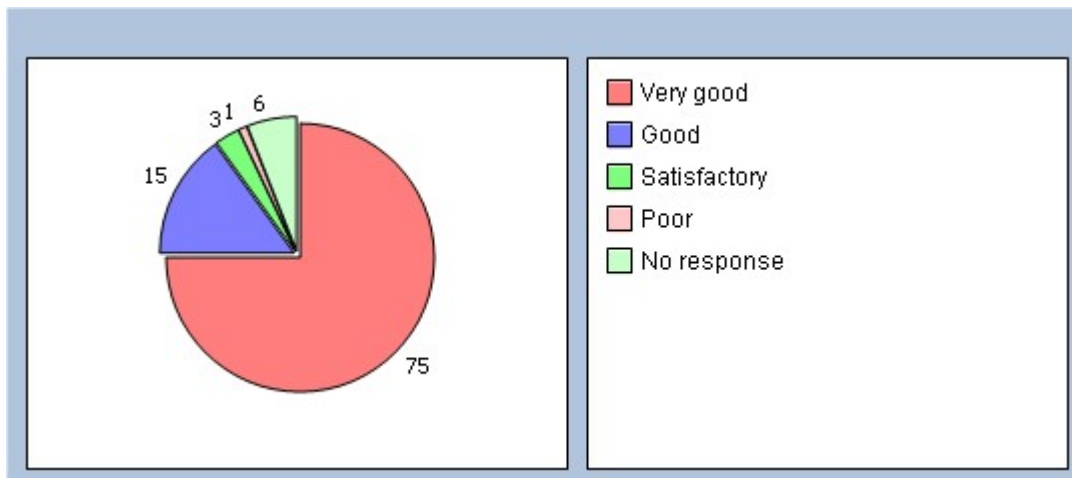
We would be grateful if you would complete this survey about your doctor and general practice. They want to provide the highest standard of care. A summary from this survey will be fed back to them to help them identify areas for improvement. Your opinions are very valuable. Please answer ALL the questions you can. There are no right or wrong answers and your doctor will NOT be able to identify your individual answers. Thank you.

About Your Visit to the GP

How good was the GP at

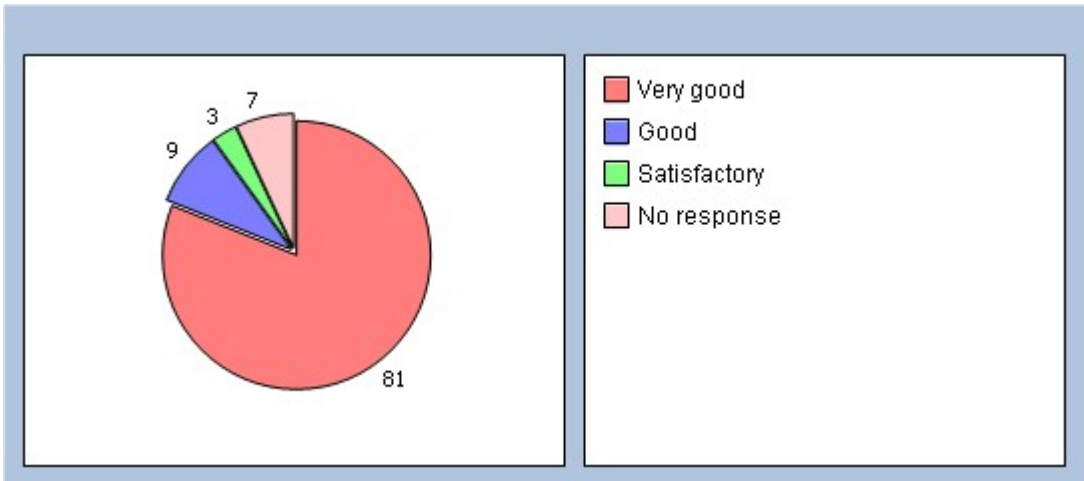
Q1 Putting you at ease?

Very good **75%**
Good **15%**
Satisfactory **3%**
Poor **1%**
Very poor **0%**
Does not apply **0%**
No response **6%**



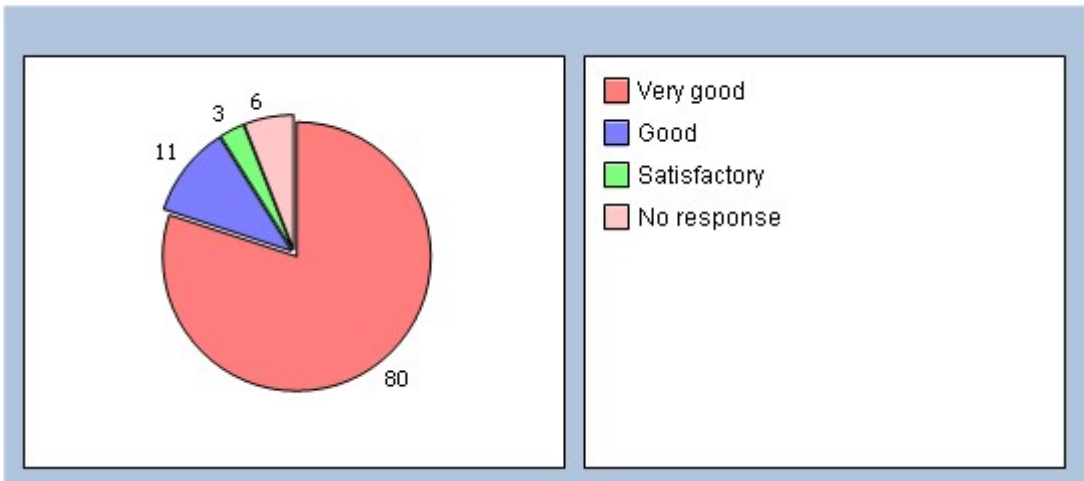
Q2 Being polite and considerate?

Very good **81%**
Good **9%**
Satisfactory **3%**
Poor **0%**
Very poor **0%**
Does not apply **0%**
No response **7%**



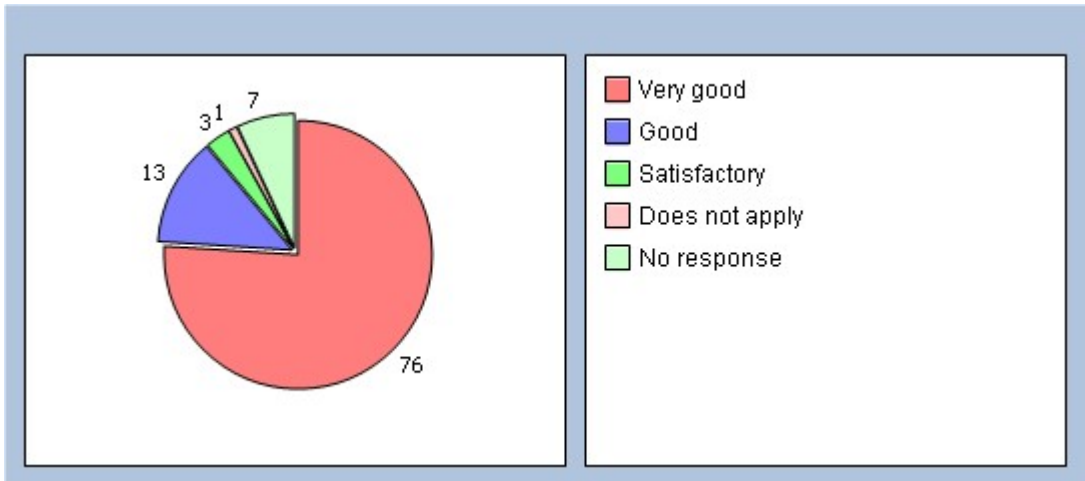
Q3 Listening to you?

Very good **80%**
 Good **11%**
 Satisfactory **3%**
 Poor **0%**
 Very poor **0%**
 Does not apply **0%**
 No response **6%**



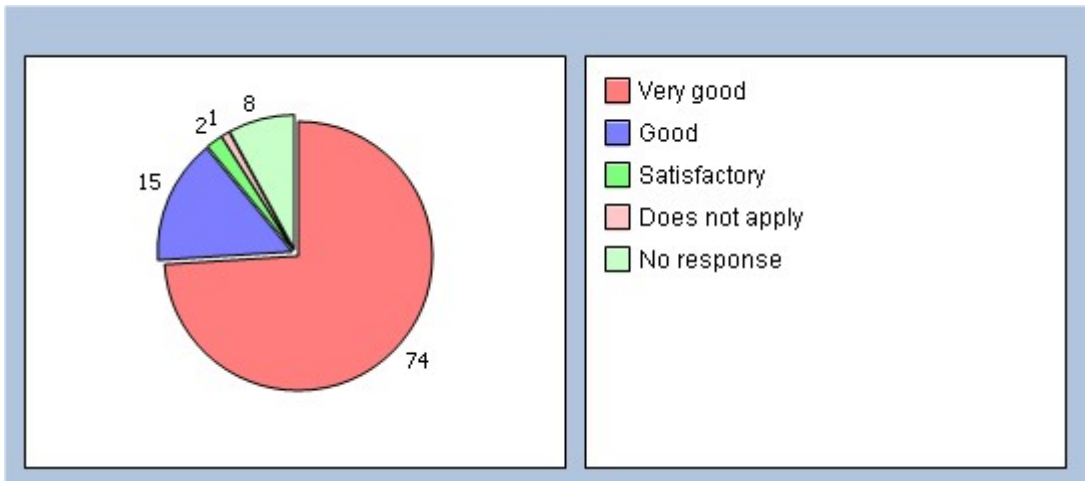
Q4 Giving you enough time?

Very good **76%**
 Good **13%**
 Satisfactory **3%**
 Poor **0%**
 Very poor **0%**
 Does not apply **1%**
 No response **7%**



Q5 Assessing your medical condition?

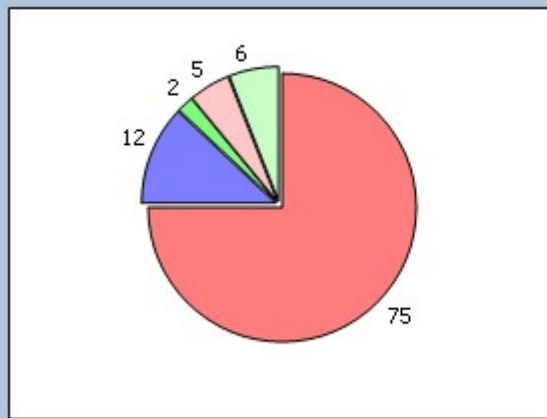
Very good **74%**
 Good **15%**
 Satisfactory **2%**
 Poor **0%**
 Very poor **0%**
 Does not apply **1%**
 No response **8%**



How good was the GP at:

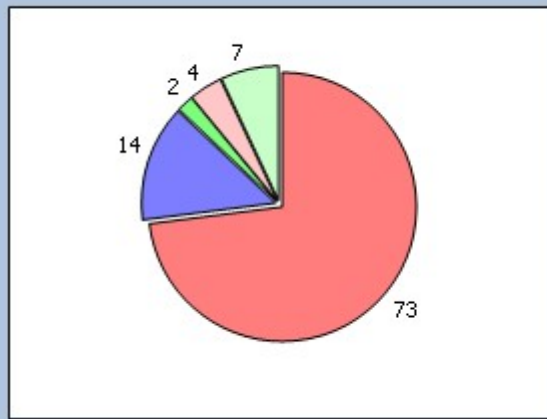
Q6 Explaining your condition and treatment?

Very good **75%**
 Good **12%**
 Satisfactory **2%**
 Poor **0%**
 Very poor **0%**
 Does not apply **5%**
 No response **6%**



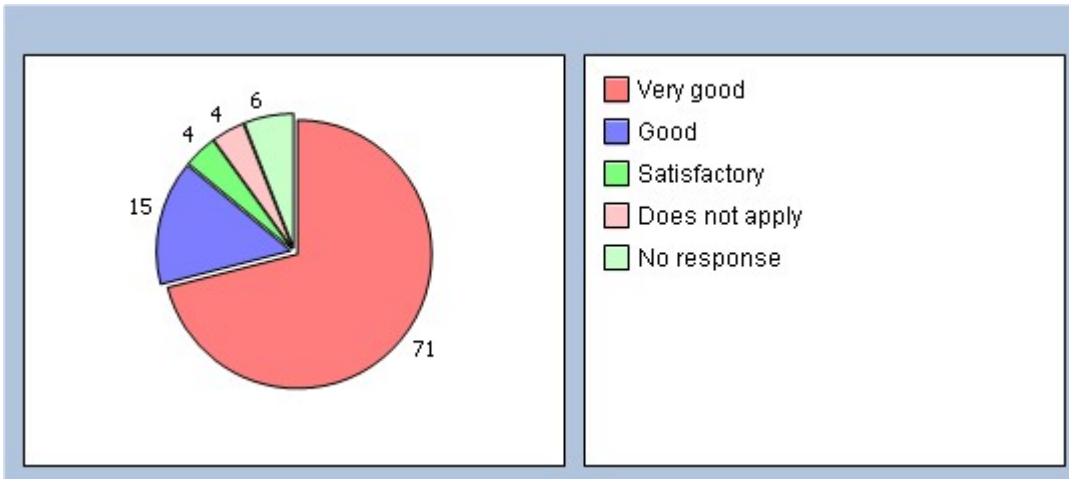
Q7 Involving you in decisions about your care?

Very good **73%**
 Good **14%**
 Satisfactory **2%**
 Poor **0%**
 Very poor **0%**
 Does not apply **4%**
 No response **7%**



Q8 Providing or arranging treatment for you?

Very good **71%**
 Good **15%**
 Satisfactory **4%**
 Poor **0%**
 Very poor **0%**
 Does not apply **4%**
 No response **6%**



Q9 Did you have confidence that the GP is honest and trustworthy?

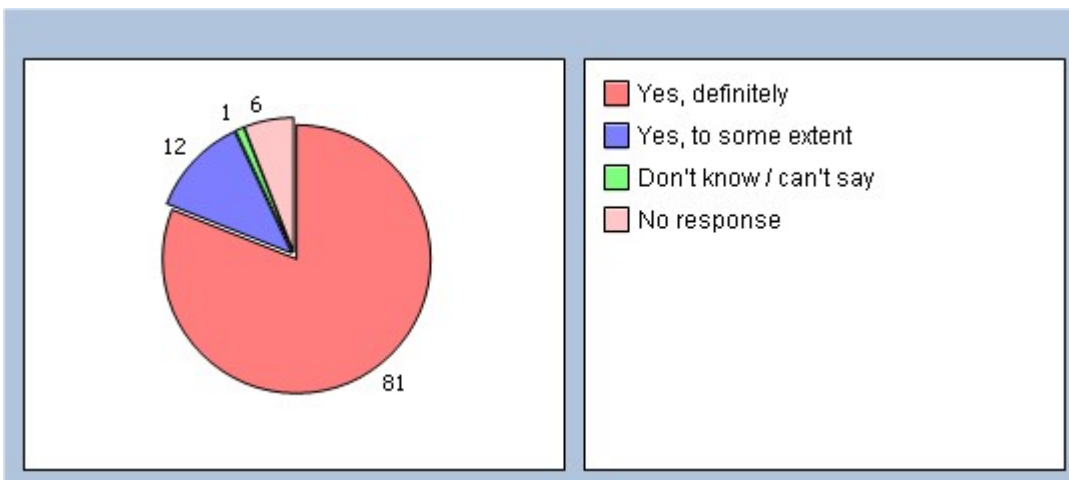
Yes, definitely **81%**

Yes, to some extent **12%**

No, not at all **0%**

Don't know / can't say **1%**

No response **6%**



Q10 Did you have confidence that the doctor will keep your information confidential?

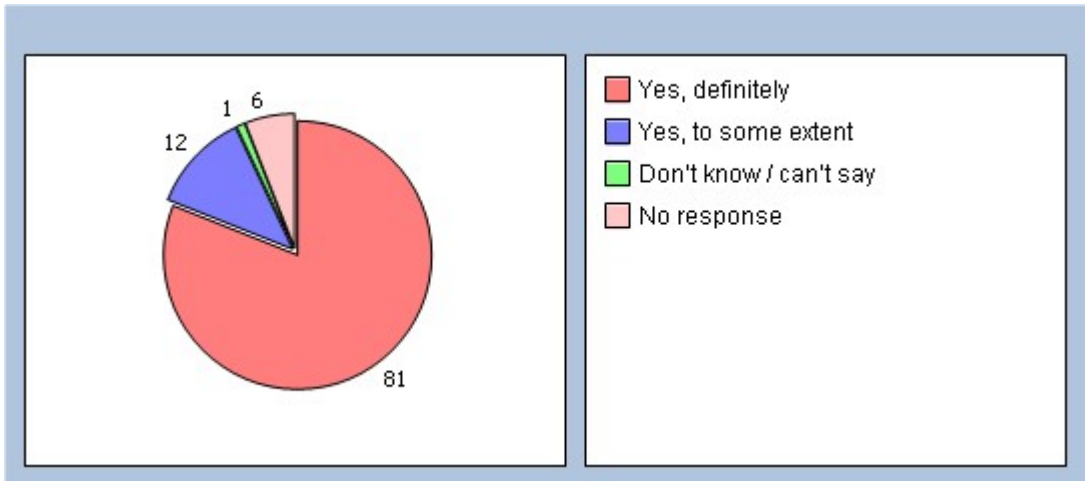
Yes, definitely **81%**

Yes, to some extent **12%**

No, not at all **0%**

Don't know / can't say **1%**

No response **6%**

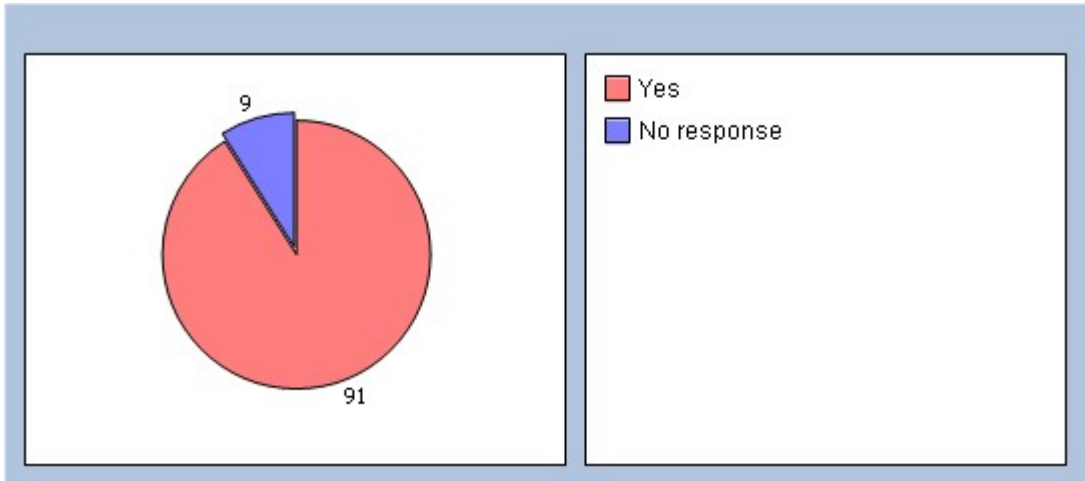


Q11 Would you be completely happy to see this GP again?

Yes **91%**

No **0%**

No response **9%**



Please enter the name of the GP/Nurse you recently saw and add any additional comments:

About Receptionists and Appointments

Q12 How helpful do you find the receptionists at your GP practice?

Very helpful **66%**

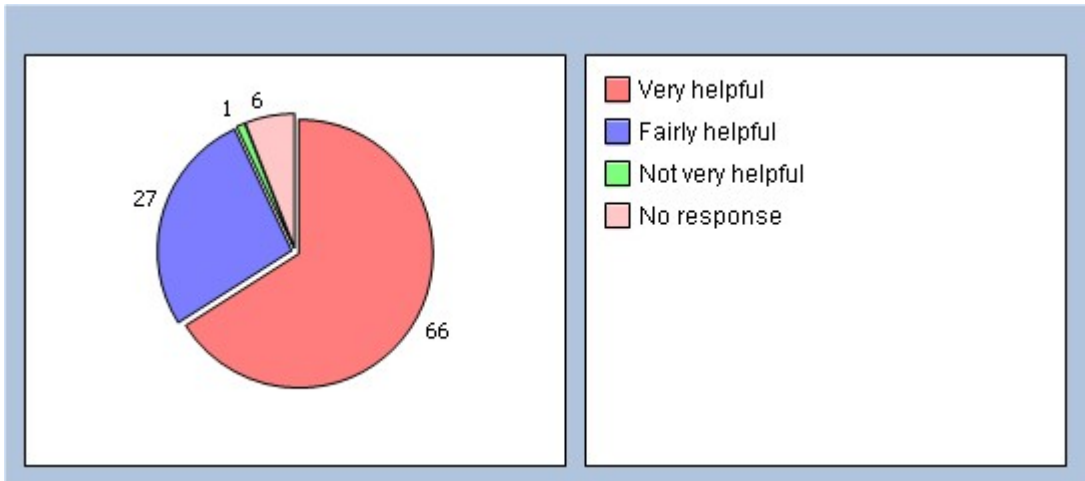
Fairly helpful **27%**

Not very helpful **1%**

Not at all helpful **0%**

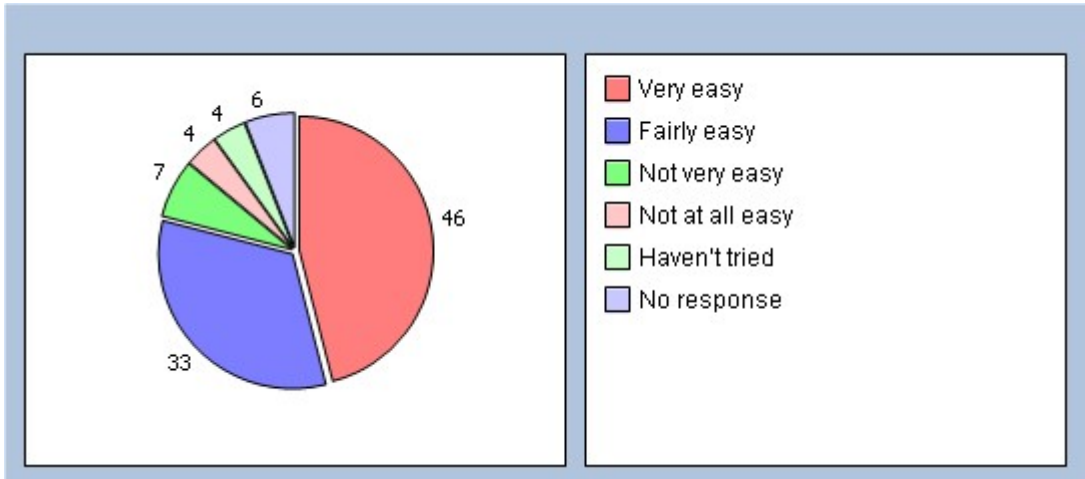
Don't know **0%**

No response **6%**



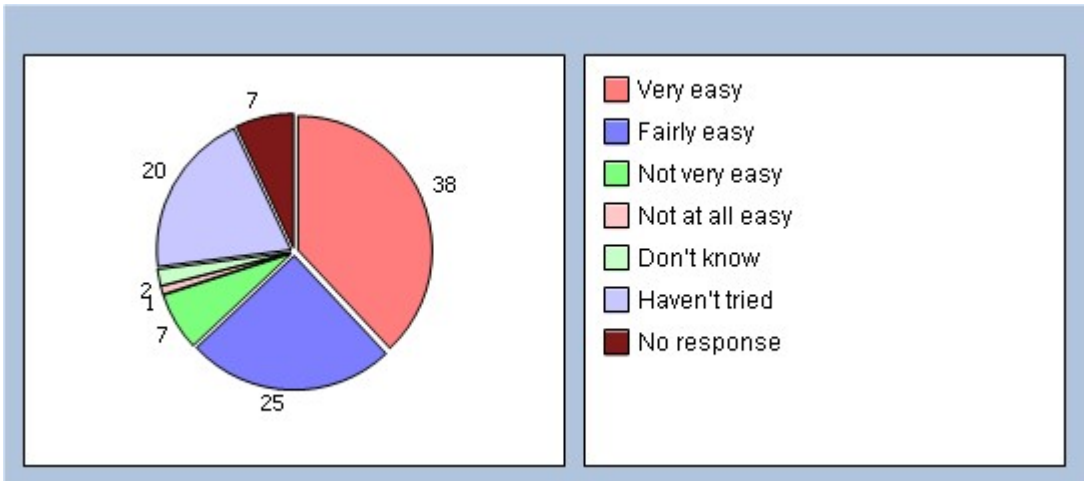
Q13 How easy is it to get through to someone at your GP practice on the phone?

Very easy **46%**
 Fairly easy **33%**
 Not very easy **7%**
 Not at all easy **4%**
 Don't know **0%**
 Haven't tried **4%**
 No response **6%**



Q14 How easy is it to speak to a doctor or nurse on the phone at your GP practice?

Very easy **38%**
 Fairly easy **25%**
 Not very easy **7%**
 Not at all easy **1%**
 Don't know **2%**
 Haven't tried **20%**
 No response **7%**



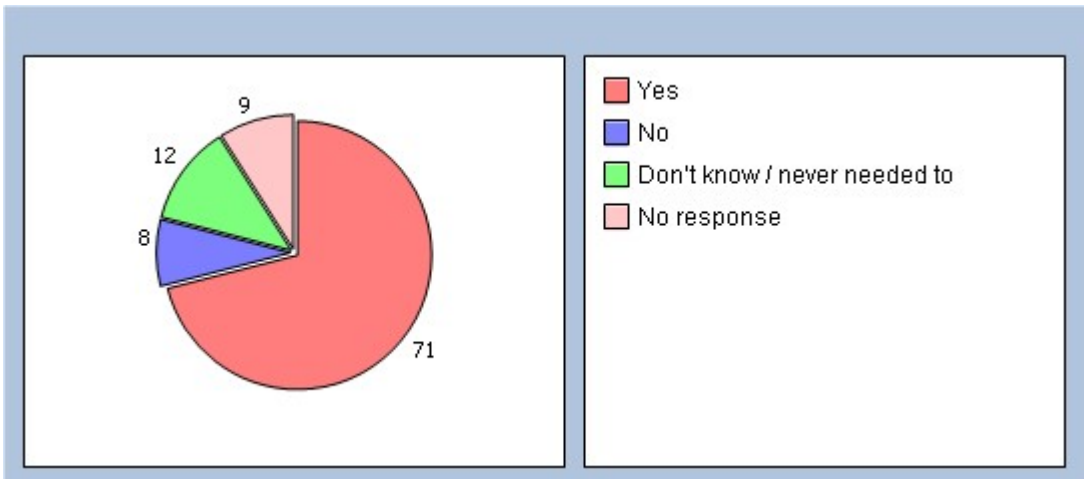
Q15 If you need to see a GP urgently, can you normally get seen on the same day?

Yes **71%**

No **8%**

Don't know / never needed to **12%**

No response **9%**

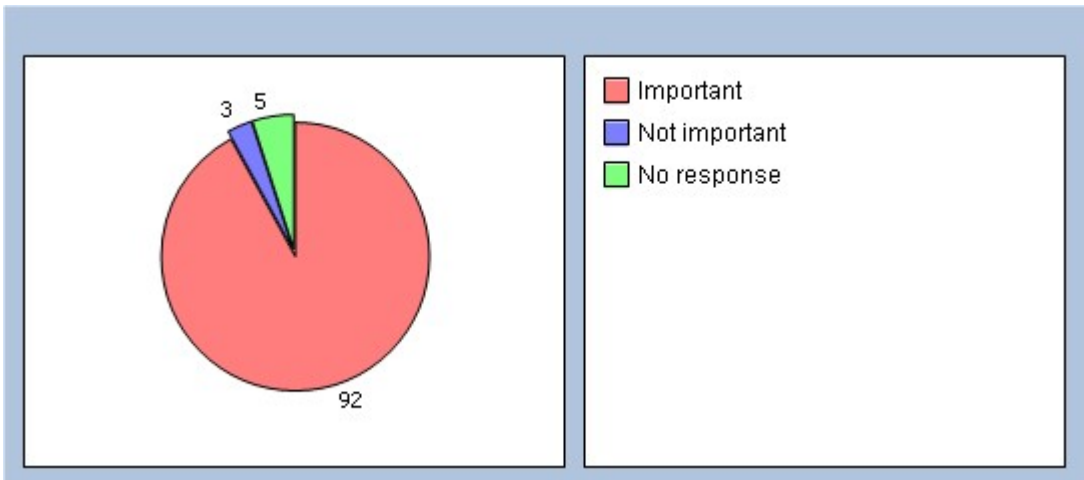


Q16 How important is it to you to be able to book appointments ahead of time in your practice?

Important **92%**

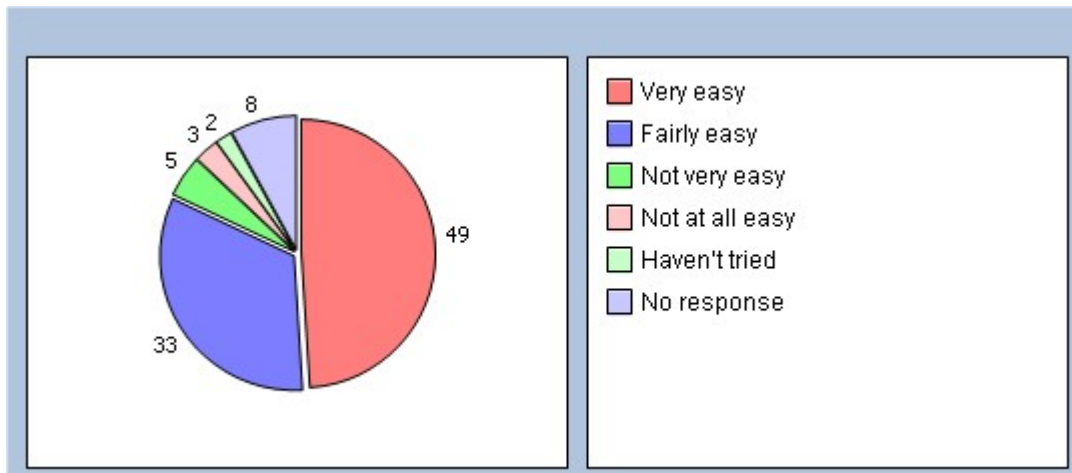
Not important **3%**

No response **5%**



Q17 How easy is it to book ahead in your practice?

Very easy **49%**
 Fairly easy **33%**
 Not very easy **5%**
 Not at all easy **3%**
 Don't know **0%**
 Haven't tried **2%**
 No response **8%**



Q18 How do you normally book your appointments at your practice? (please X all boxes that apply)

In person **56%**
 By phone **66%**
 Online **10%**
 Doesn't apply **1%**

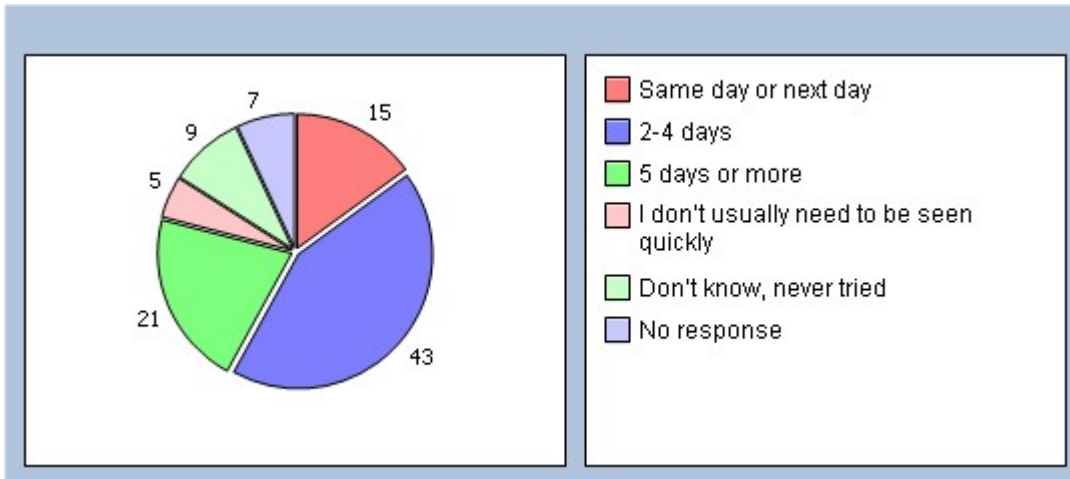
Q19 Which of the following methods would you prefer to use to book appointments at your practice? (please X all boxes that apply)

In person **55%**
 By phone **73%**
 Online **51%**
 Doesn't apply **2%**

Thinking of times when you want to see a particular doctor:

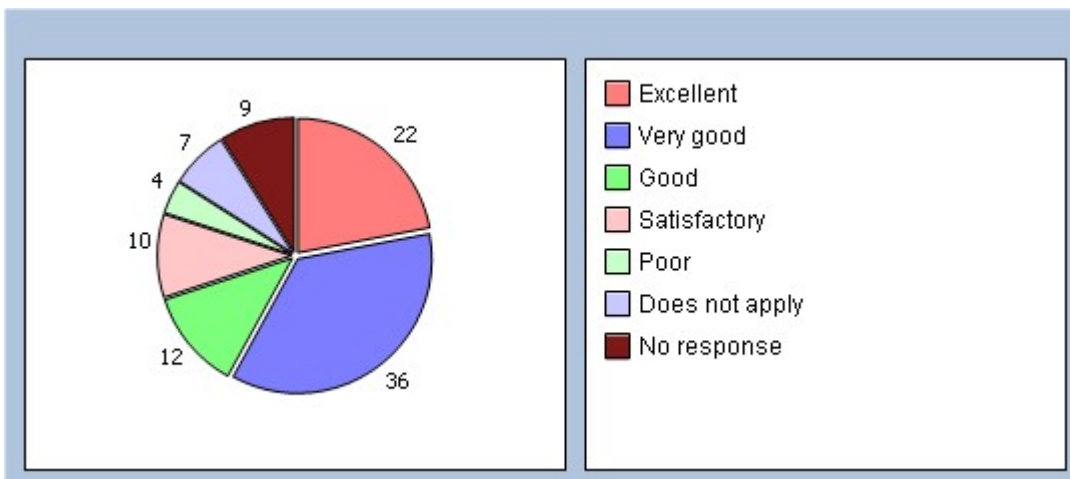
Q20 How quickly do you usually get seen?

Same day or next day **15%**
 2-4 days **43%**
 5 days or more **21%**
 I don't usually need to be seen quickly **5%**
 Don't know, never tried **9%**
 No response **7%**



Q21 How do you rate how quickly you were seen?

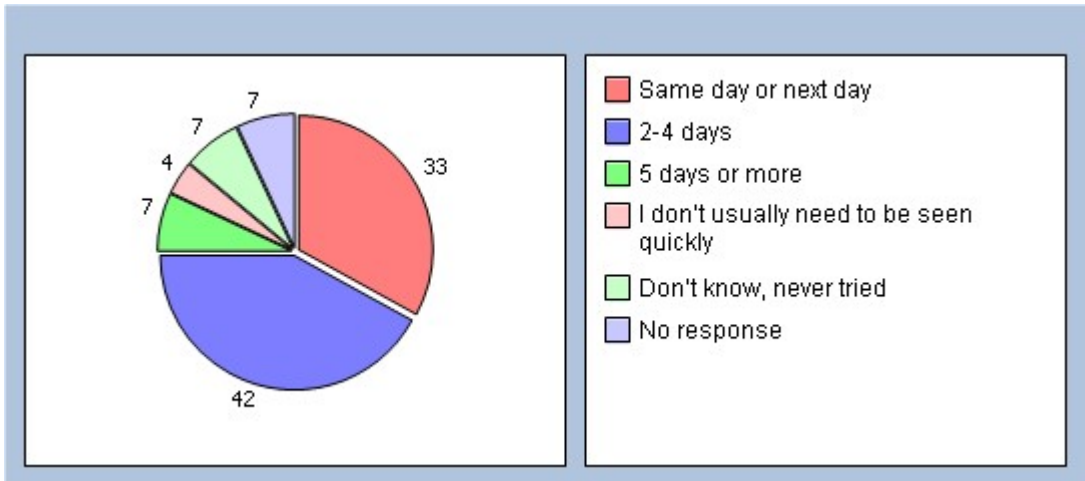
- Excellent **22%**
- Very good **36%**
- Good **12%**
- Satisfactory **10%**
- Poor **4%**
- Very poor **0%**
- Does not apply **7%**
- No response **9%**



Thinking of times when you are willing to see any doctor:

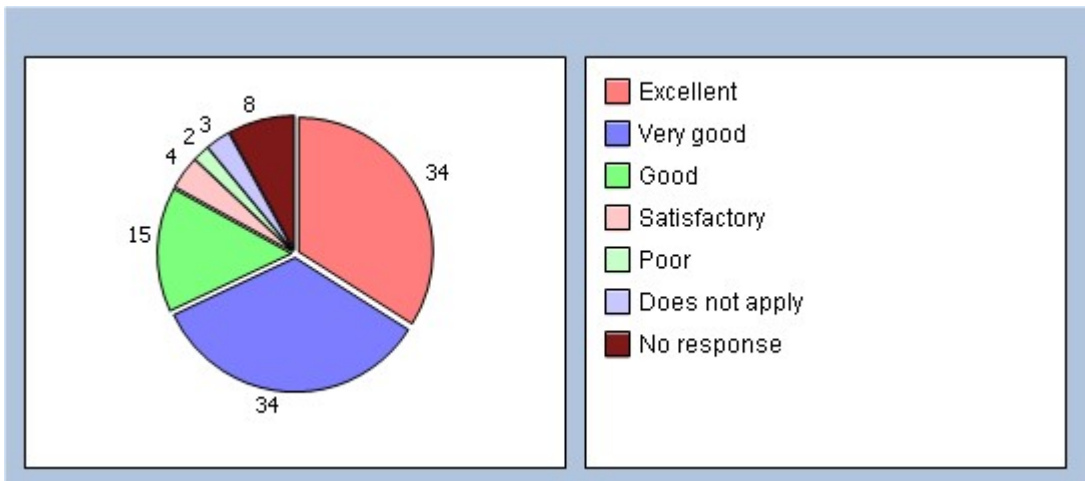
Q22 How quickly do you usually get seen?

- Same day or next day **33%**
- 2-4 days **42%**
- 5 days or more **7%**
- I don't usually need to be seen quickly **4%**
- Don't know, never tried **7%**
- No response **7%**



Q23 How do you rate how quickly you were seen?

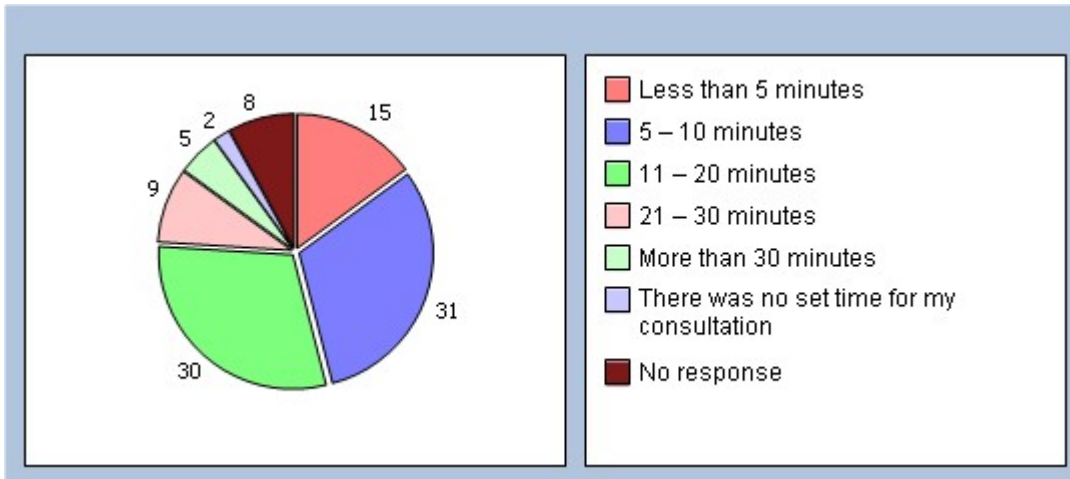
- Excellent **34%**
- Very good **34%**
- Good **15%**
- Satisfactory **4%**
- Poor **2%**
- Very poor **0%**
- Does not apply **3%**
- No response **8%**



Thinking of your most recent consultation with a doctor or nurse

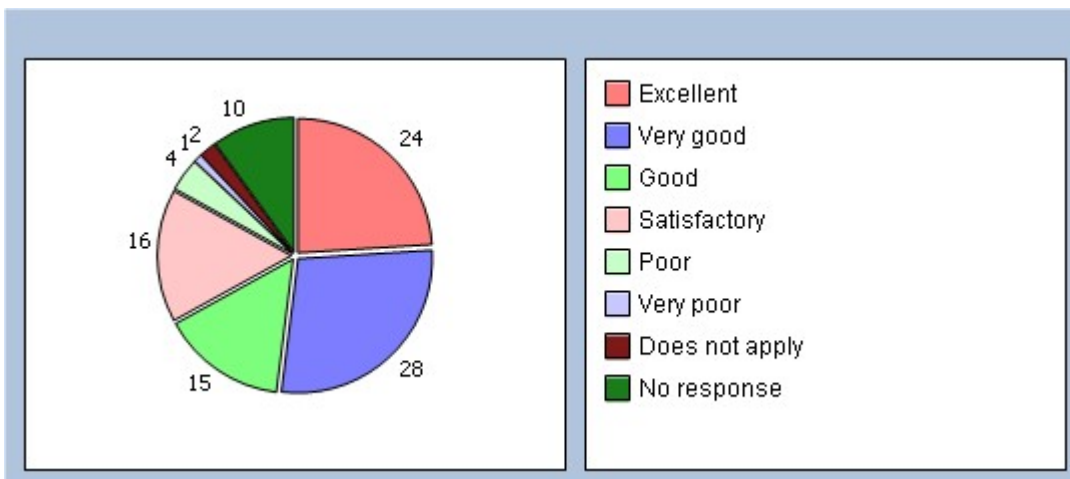
Q24 How long did you wait for your consultation to start?

- Less than 5 minutes **15%**
- 5 – 10 minutes **31%**
- 11 – 20 minutes **30%**
- 21 – 30 minutes **9%**
- More than 30 minutes **5%**
- There was no set time for my consultation **2%**
- No response **8%**



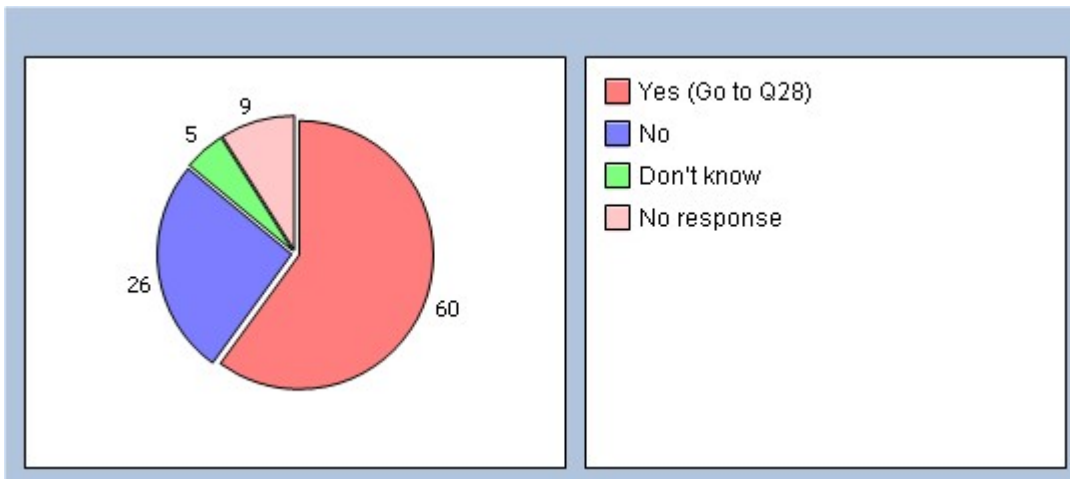
Q25 How do you rate how long you waited?

Excellent **24%**
 Very good **28%**
 Good **15%**
 Satisfactory **16%**
 Poor **4%**
 Very poor **1%**
 Does not apply **2%**
 No response **10%**



Q26 Is your GP practice currently open at times that are convenient to you?

Yes (Go to Q28) **60%**
 No **26%**
 Don't know **5%**
 No response **9%**

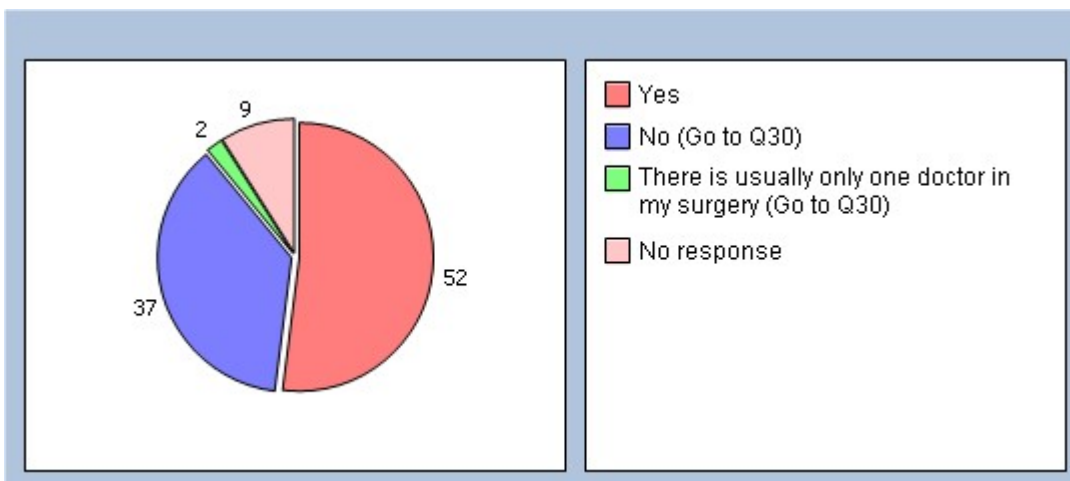


Q27 Which of the following additional opening hours would make it easier for you to see or speak to someone? (please X all boxes that apply)

- Before 8am **15%**
- At lunchtime **10%**
- After 6.30pm **16%**
- On a Saturday **23%**
- On a Sunday **14%**
- None of these **7%**

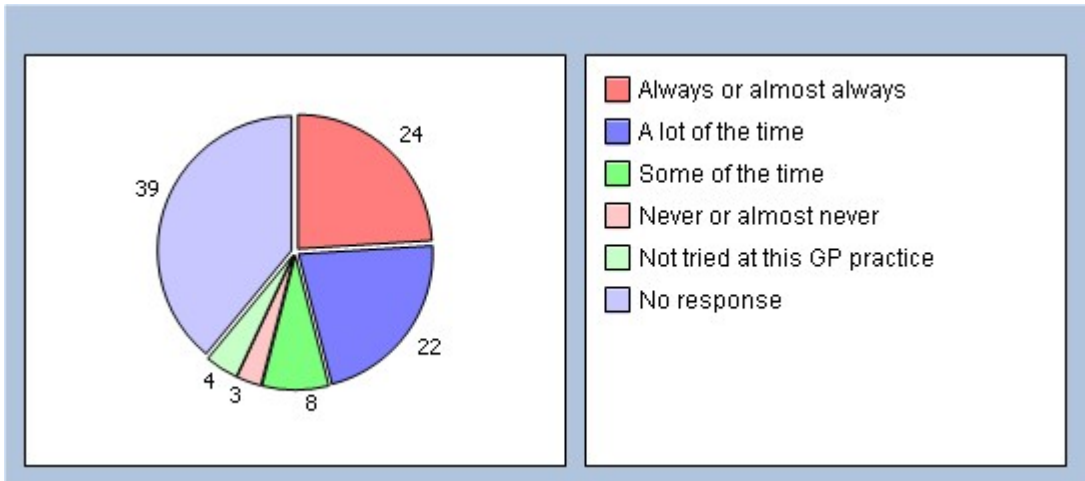
Q28 Is there a particular GP you usually prefer to see or speak to?

- Yes **52%**
- No (Go to Q30) **37%**
- There is usually only one doctor in my surgery (Go to Q30) **2%**
- No response **9%**



Q29 How often do you see or speak to the GP you prefer?

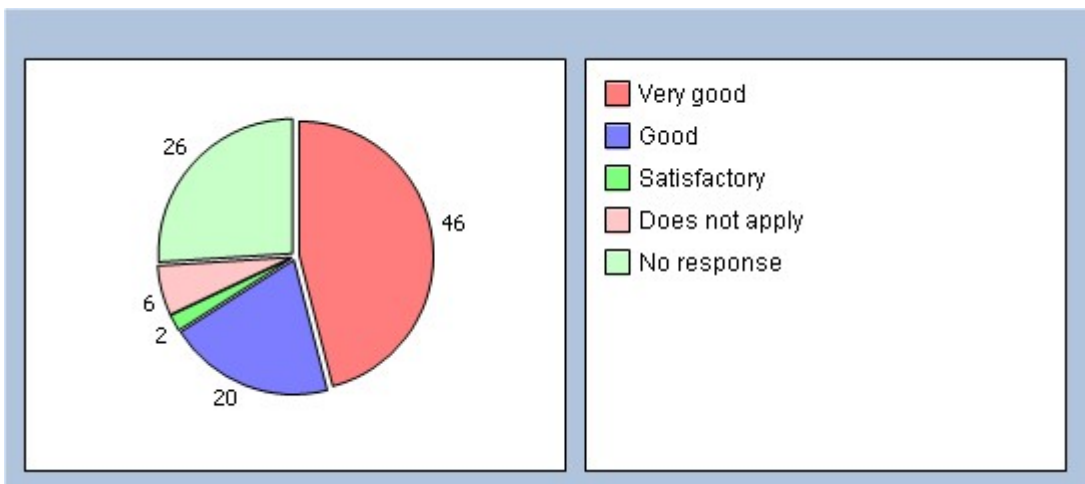
- Always or almost always **24%**
- A lot of the time **22%**
- Some of the time **8%**
- Never or almost never **3%**
- Not tried at this GP practice **4%**
- No response **39%**



If you haven't seen a nurse in the last 6 months please go to Q37. How good was the Nurse you last saw at:

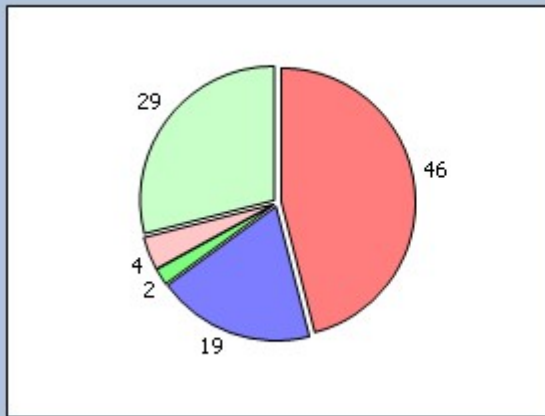
Q30 Putting you at ease?

Very good **46%**
 Good **20%**
 Satisfactory **2%**
 Poor **0%**
 Very poor **0%**
 Does not apply **6%**
 No response **26%**



Q31 Giving you enough time?

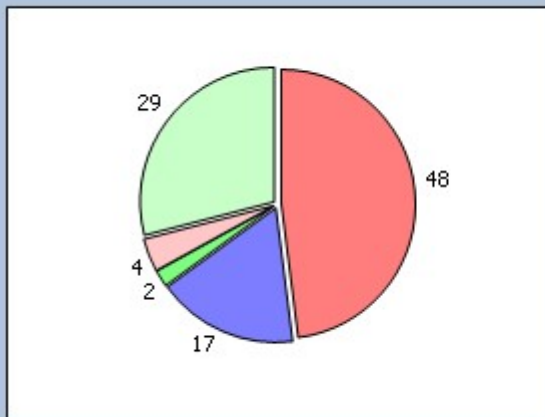
Very good **46%**
 Good **19%**
 Satisfactory **2%**
 Poor **0%**
 Very poor **0%**
 Does not apply **4%**
 No response **29%**



- Very good
- Good
- Satisfactory
- Does not apply
- No response

Q32 Listening to you?

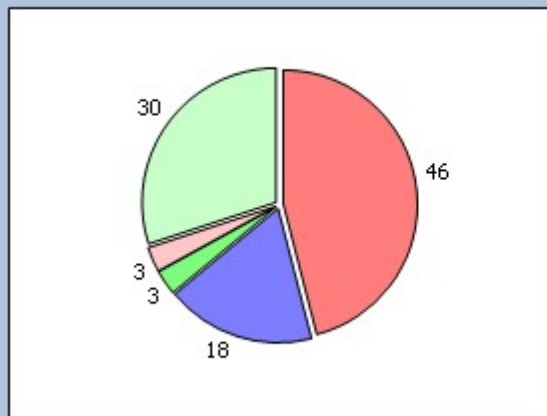
Very good **48%**
 Good **17%**
 Satisfactory **2%**
 Poor **0%**
 Very poor **0%**
 Does not apply **4%**
 No response **29%**



- Very good
- Good
- Satisfactory
- Does not apply
- No response

Q33 Explaining your condition and treatment?

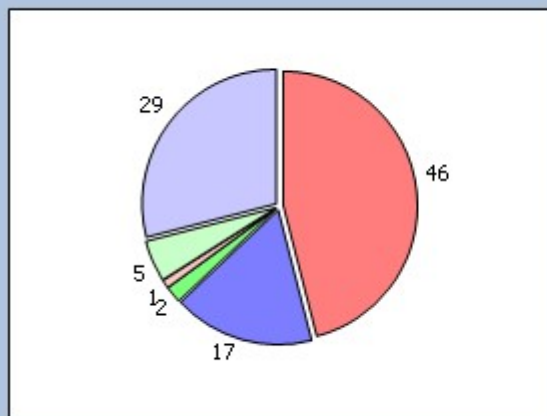
Very good **46%**
 Good **18%**
 Satisfactory **3%**
 Poor **0%**
 Very poor **0%**
 Does not apply **3%**
 No response **30%**



- Very good
- Good
- Satisfactory
- Does not apply
- No response

Q34 Involving you in decisions about your care?

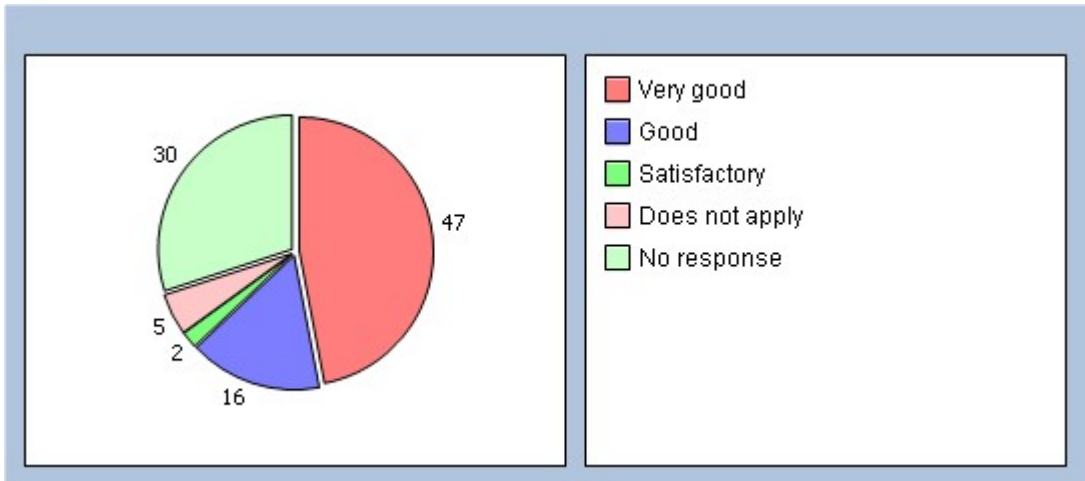
Very good **46%**
 Good **17%**
 Satisfactory **2%**
 Poor **1%**
 Very poor **0%**
 Does not apply **5%**
 No response **29%**



- Very good
- Good
- Satisfactory
- Poor
- Does not apply
- No response

Q35 Providing or arranging treatment for you?

Very good **47%**
 Good **16%**
 Satisfactory **2%**
 Poor **0%**
 Very poor **0%**
 Does not apply **5%**
 No response **30%**

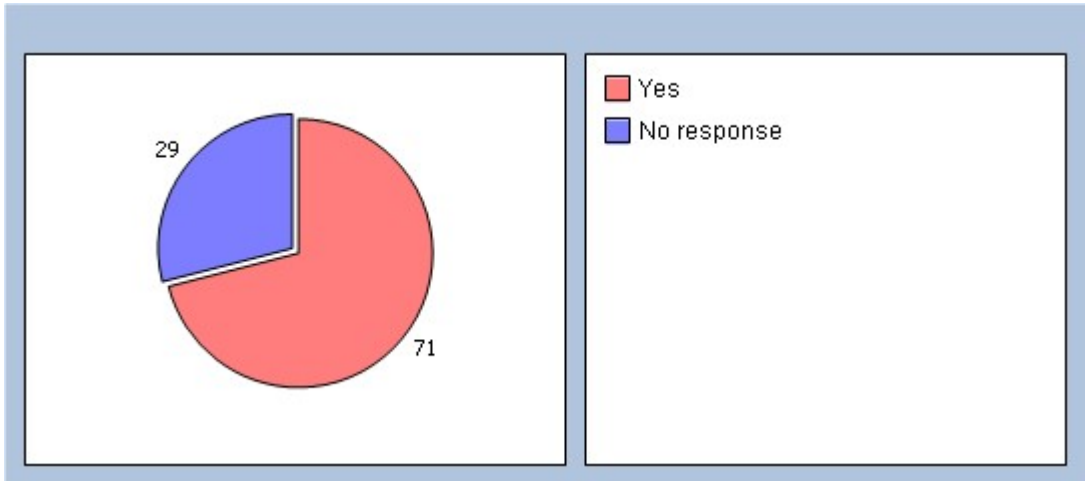


Q36 Would you be completely happy to see this nurse again?

Yes **71%**

No **0%**

No response **29%**



Thinking about the care you get from your doctors and nurses overall, how well does the practice help you to:

Q37 Understand your health problems?

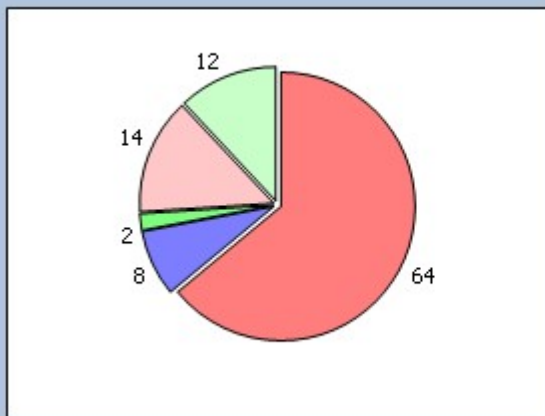
Very well **64%**

Unsure **8%**

Not very well **2%**

Does not apply **14%**

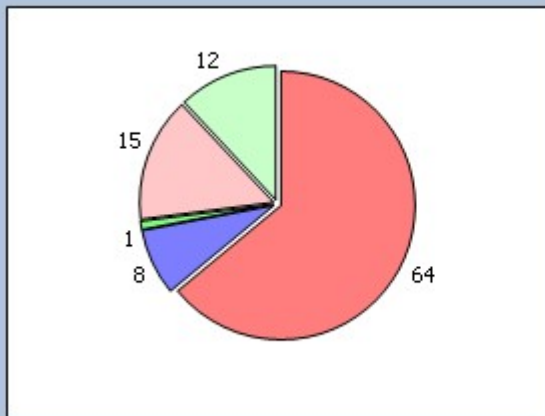
No response **12%**



- Very well
- Unsure
- Not very well
- Does not apply
- No response

Q38 Cope with your health problems

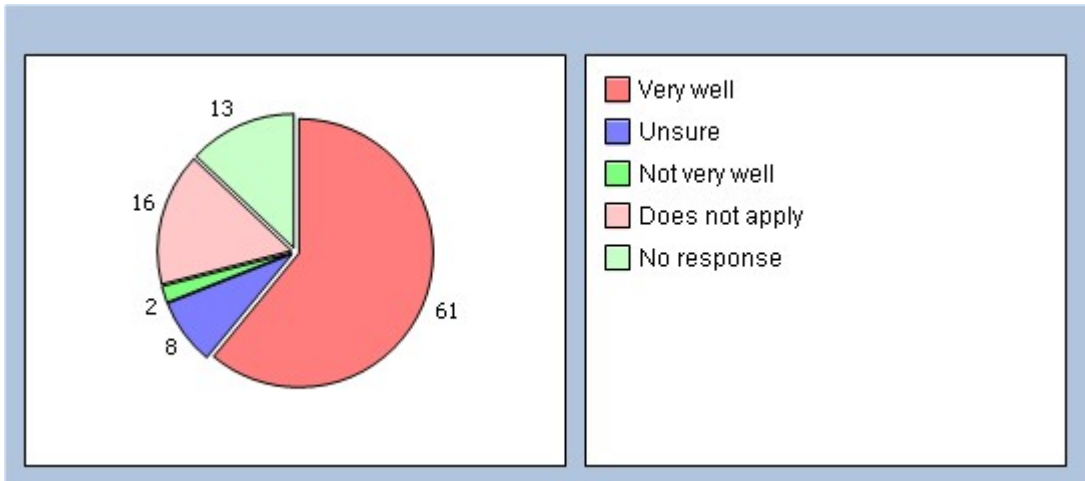
Very well **64%**
 Unsure **8%**
 Not very well **1%**
 Does not apply **15%**
 No response **12%**



- Very well
- Unsure
- Not very well
- Does not apply
- No response

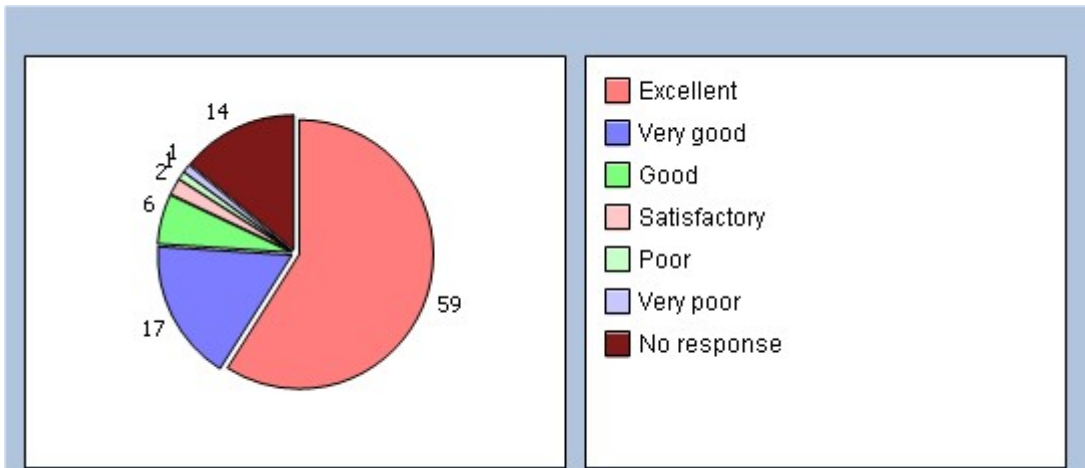
Q39 Keep yourself healthy

Very well **61%**
 Unsure **8%**
 Not very well **2%**
 Does not apply **16%**
 No response **13%**



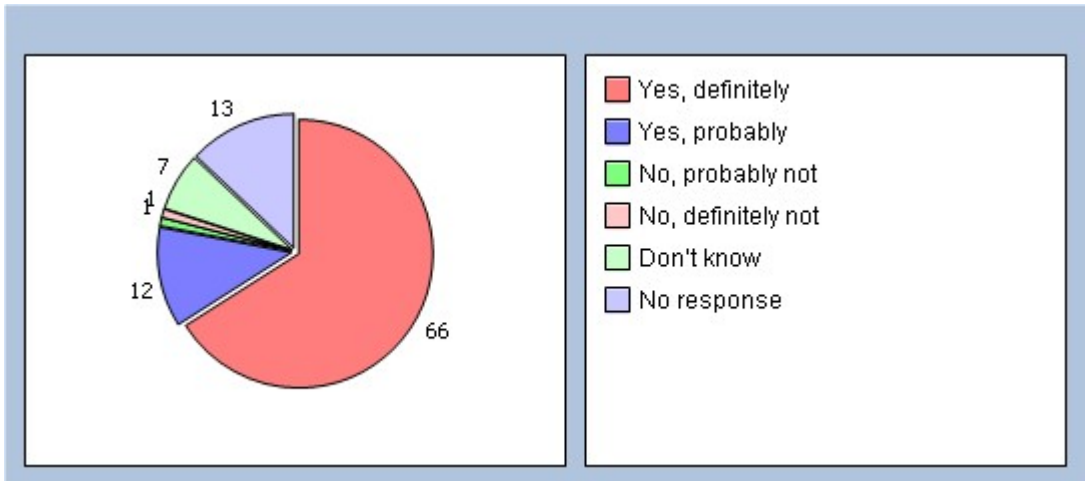
Q40 Overall, how would you describe your experience of your GP surgery?

Excellent **59%**
 Very good **17%**
 Good **6%**
 Satisfactory **2%**
 Poor **1%**
 Very poor **1%**
 No response **14%**



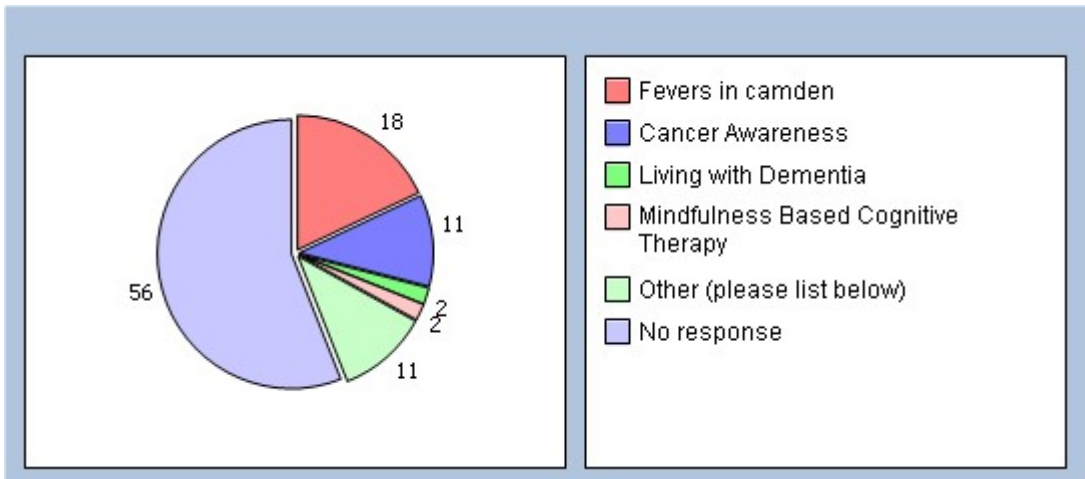
Q41 Would you recommend your GP surgery to someone who has just moved to your local area?

Yes, definitely **66%**
 Yes, probably **12%**
 No, probably not **1%**
 No, definitely not **1%**
 Don't know **7%**
 No response **13%**



Q42 Would you attend one or more of the following information sessions, if provided at the surgery

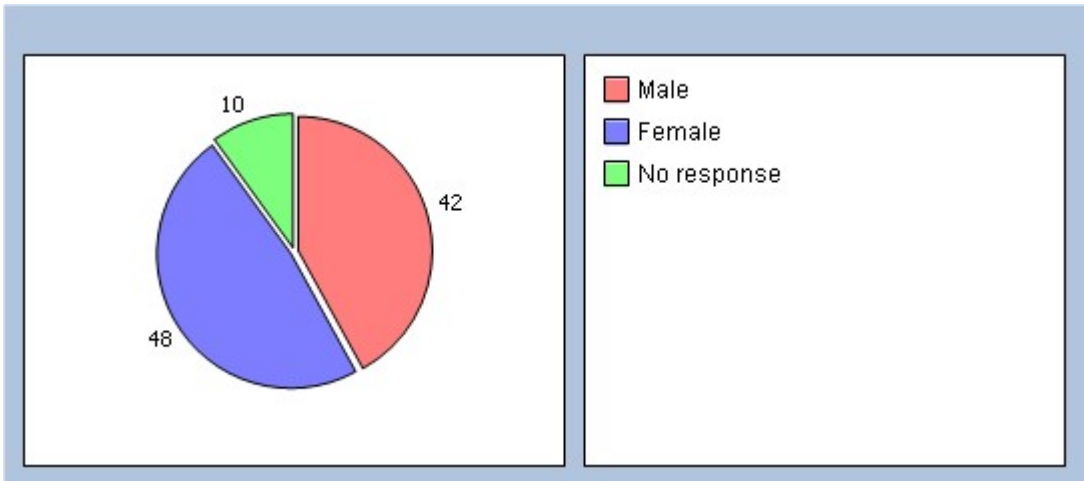
- Fevers in camden **18%**
- Cancer Awareness **11%**
- End of life care **0%**
- Living with Dementia **2%**
- Mindfulness Based Cognitive Therapy **2%**
- Other (please list below) **11%**
- No response **56%**



It will help us to understand your answers if you could tell us a little about yourself

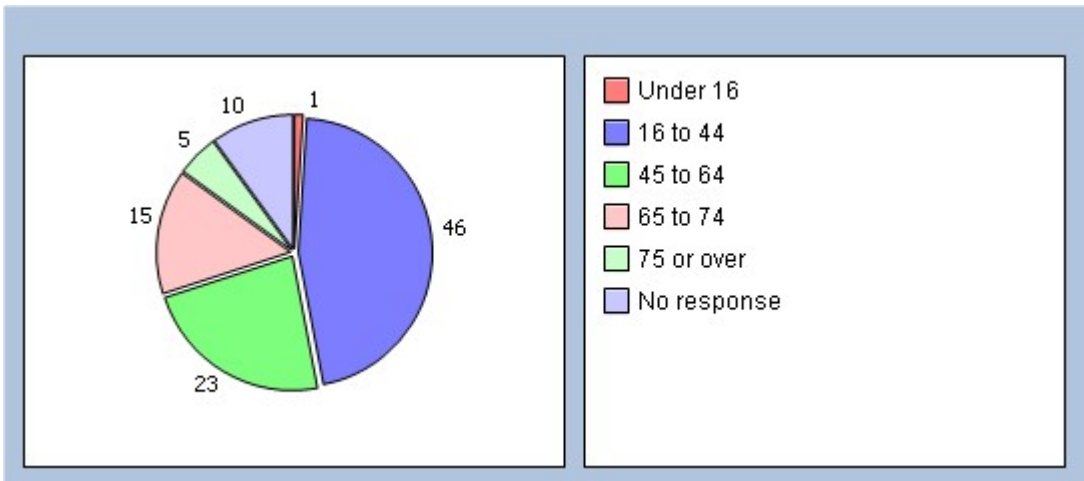
Q43 Are you ?

- Male **42%**
- Female **48%**
- No response **10%**



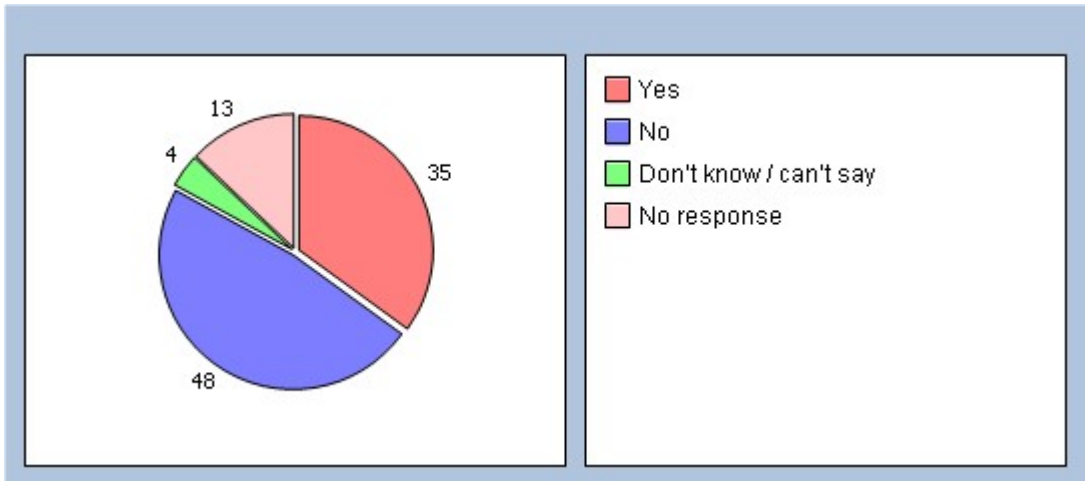
Q44 How old are you?

Under 16 **1%**
 16 to 44 **46%**
 45 to 64 **23%**
 65 to 74 **15%**
 75 or over **5%**
 No response **10%**



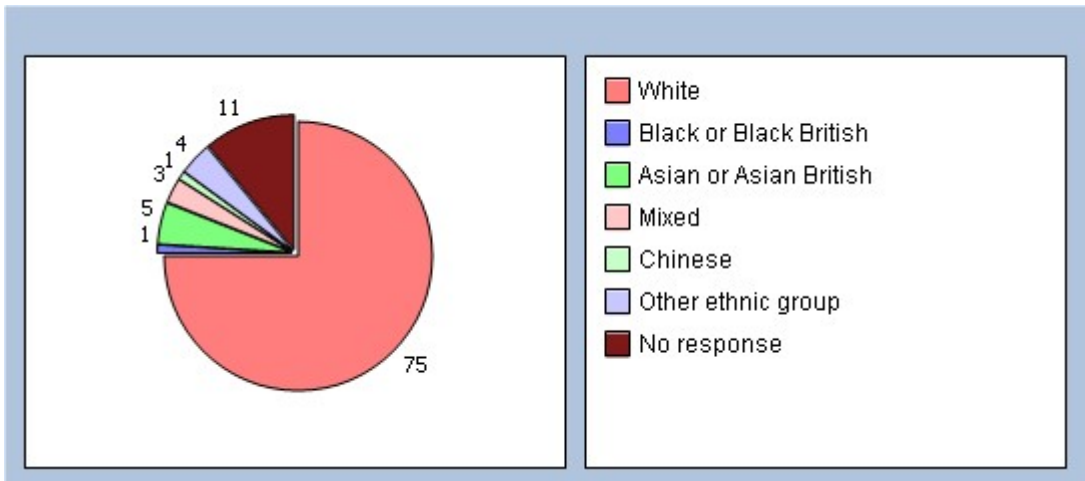
Q45 Do you have a long-standing health condition?

Yes **35%**
 No **48%**
 Don't know / can't say **4%**
 No response **13%**



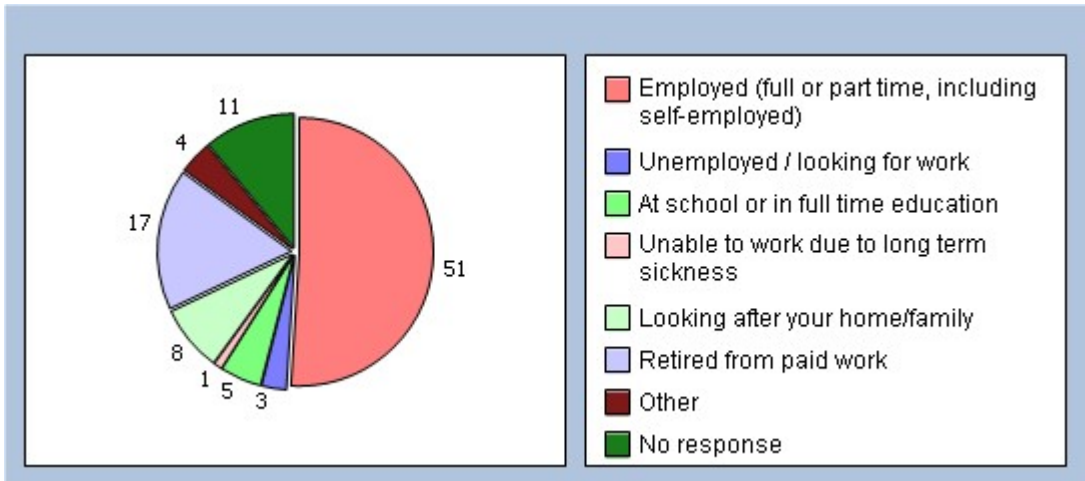
Q46 What is your ethnic group?

White **75%**
 Black or Black British **1%**
 Asian or Asian British **5%**
 Mixed **3%**
 Chinese **1%**
 Other ethnic group **4%**
 No response **11%**



Q47 Which of the following best describes you?

Employed (full or part time, including self-employed) **51%**
 Unemployed / looking for work **3%**
 At school or in full time education **5%**
 Unable to work due to long term sickness **1%**
 Looking after your home/family **8%**
 Retired from paid work **17%**
 Other **4%**
 No response **11%**



Q48 How useful do you find the information provided on the surgery noticeboards?

Very useful 18%

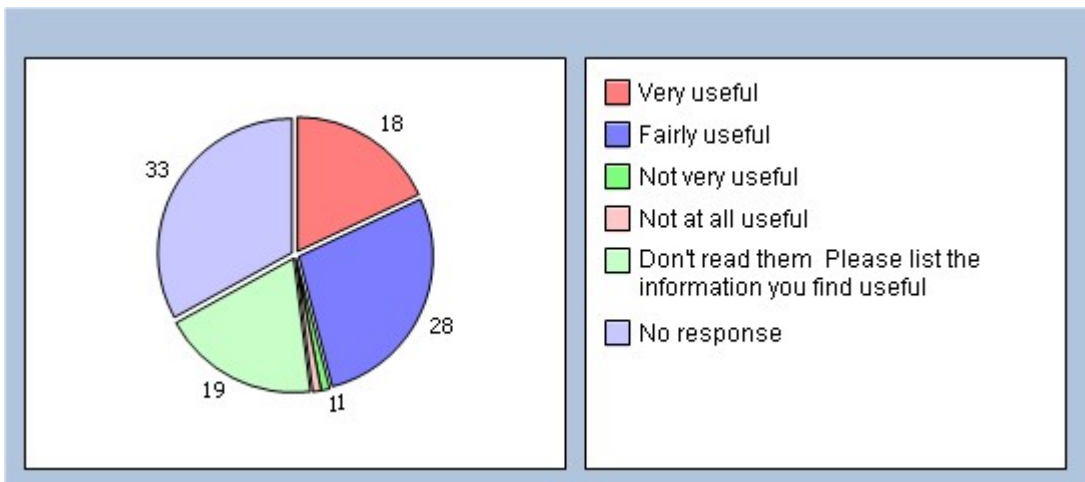
Fairly useful 28%

Not very useful 1%

Not at all useful 1%

Don't read them Please list the information you find useful 19%

No response 33%



Q49 Would you attend one or more of the following information sessions, if provided at the surgery

Fevers in children 2%

Cancer Awareness 7%

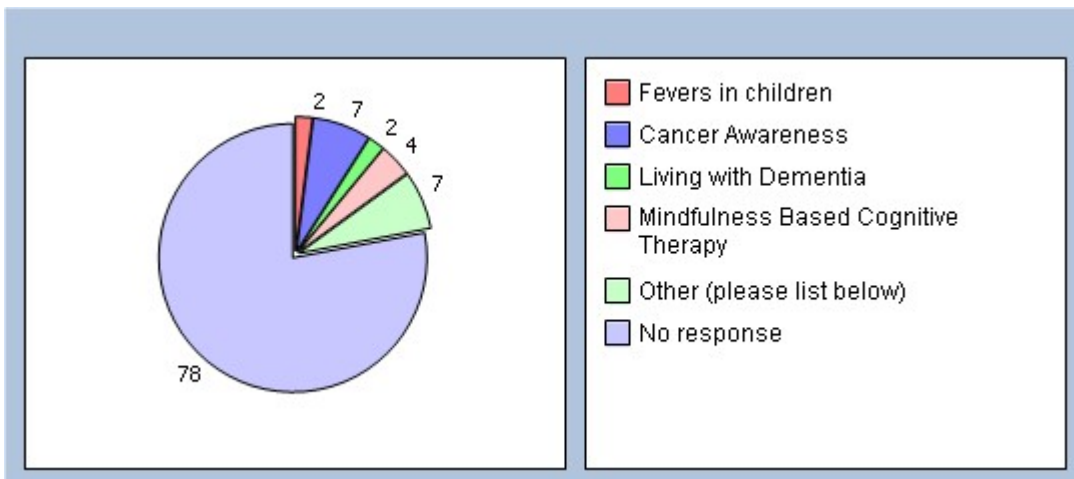
End of life care 0%

Living with Dementia 2%

Mindfulness Based Cognitive Therapy 4%

Other (please list below) 7%

No response 78%



Finally, please add any other comments you would like to make about your GP practice: